

STUDIO PHOTO AMBULANT

PMW  
**PHOTOBOOTH**  
D'ANTAN

PHOTOGRAPHIE ARGENTIQUE  
DU XIX<sup>e</sup>



Pierre MARTIAL [martialpierre.com/evenements-prives/](http://martialpierre.com/evenements-prives/)  
06.89.61.43.17 [@pierre\\_martial\\_](https://www.instagram.com/pierre_martial_)  
[photobooth.antan@gmail.com](mailto:photobooth.antan@gmail.com) [@photoboothdantan](https://www.instagram.com/photoboothdantan)

<b>PRESENTATION</b>	<b>2</b>
<b>PROCEEDINGS</b>	<b>4</b>
<b>TECHNICAL SHEET</b>	<b>7</b>
<b>QUOTE / PRICING</b>	<b>8</b>
<b>ABOUT</b>	<b>10</b>
<b>EXAMPLES</b>	<b>11</b>

# PRESENTATION

The “Photobooth d’Antan” is very similar to a traditional photobooth, except that the photos are taken in the “old-fashioned” way and crafted manually using a 19th-century analog technique.

Without ink or electricity, this photobooth only requires water, a few chemicals, and sunlight to function (artificial flashes can also be used).

It is part of a 100% eco-friendly approach, as none of the chemicals used are harmful to the environment.



With the “Photobooth d’Antan”, photographs are taken using a large-format camera, just like in the 19th century. Handling such a device requires the expertise of a professional photographer who understands all the factors to consider for the perfect shot.

The photos are taken on 4x5” (10x13cm) black-and-white photographic paper and are hand-developed right on site, immediately after the shot, using a portable darkroom. Again, a professional photographer handles the analog development process in front of you.





In just a few minutes, the photos are developed, and **you can instantly see the result !** After drying, **the photos can be scanned** to keep a digital copy, and the original print is immediately given to the subjects.

Pierre Martial takes the “Photobooth d’Antan” to various public events throughout the year, all across France.

You can also **privatize the “Photobooth d’Antan”** for an evening, a day, or a weekend to enhance your private events. This way, those photographed keep a **unique, professional-quality image** while witnessing a **handcrafted and authentic demonstration**. It’s the perfect service to create **original photographic memories** while providing **top-quality entertainment** and a **true photographic experience** for your guests.



# PROCEEDINGS

Each service is carried out as follows:

- 1 - Installation (about 1h30)
- 2 - Shooting
- 3 - Processing
- 4 - Drying and scanning
- 5 - Packing up the equipment (about 1h)

While the setup and packing time for the equipment are fixed, the duration of steps 2 to 4 depends on the number of photos desired and any additional options (see “QUOTE / PRICING” section).

## 1 - Installation



Before the start of your event, some time is needed to **set up the “Photobooth d’Antan”**.

This can be done **just before the event begins or even the day before**.

For an outdoor setup with natural light, you should allow **about an hour** to set up the studio area (camera on a tripod, backdrop, decor) as well as the lab area (dilution and preparation of chemicals, particularly).

For an indoor setup with artificial lighting, **allow an additional 30 minutes**.



For events taking place in estates or castles, we **can contact the event organizers and decor teams** in advance to prepare the **perfect setting and backdrop** for the “Photobooth d’Antan”.

## 2 – Shooting



This step involves **taking the photos**, which includes positioning the subjects, framing, focusing, and triggering the shot.

Posing for a photograph is not always easy for everyone, so we make sure to **help your guests feel comfortable in front of the camera** and guide them throughout the process. It is essential that **everyone enjoys the experience**.

The exposure time (and thus the posing time) is a **maximum of one second** in natural light, and **almost instantaneous** with artificial light using a flash.

The photographs are taken on **positive black-and-white photographic paper** in 4x5” (10x13 cm) format ; there is **no intermediate negative**, allowing the final result to be available immediately after development.


## 3 – Processing



The development takes place immediately after the shot, in a **portable darkroom** designed for this purpose.

Allow **3 to 4 minutes** for a complete development with the three standard baths (developer, stop bath, and fixer).

The photos are then **rinsed with clean water** before being left to dry.



For larger events, it's possible to develop multiple photos at once, allowing for the production of **15 to 20 images per hour**.

## 4 – Drying and scanning



Air drying (in warm and dry conditions) takes a few minutes. If the conditions are not optimal, a hairdryer may be needed.

The photos are then handed to the subjects, in a **protective envelope**.



It is possible to **scan** the developed images in just a few seconds after drying to keep a **digital copy**, if desired, and then create digital reprints or even a photo album.

The analog photographs can then be **framed** and will remain **intact for centuries** ! However, it is recommended to avoid prolonged exposure to direct sunlight, as **UV rays can damage the paper** over time.

## 5 – Packing up the equipment

Once the photoshoots are finished, it's time to pack up the equipment. This step takes about an hour. The packing is done discreetly and will not disturb the guests if they are still present at the event.

It is also at this point that we finish scanning the last photos that were drying, before handing them over to the guests.

# TECHNICAL SHEET



• The photographs are taken in **4x5" (10x13 cm)** format.



• The “Photobooth d’Antan” is **100% eco-friendly** ; none of the chemicals used are harmful to the environment.



• The “Photobooth d’Antan” operates without ink or electricity, using **only sunlight and water!** However, for indoor or outdoor nighttime setups, access to an **electrical outlet** is required to power the artificial lighting.



• Allow **around ten minutes** for the creation of a photo, including the shooting and development process. However, it is possible to develop multiple photos at the same time, allowing for **up to twenty photos per hour**.



• With the digitized photos, it is possible to **order reprints, enlargements, as well as a photo album** of all the images taken.



• Choose a **quiet, shaded location** and a **space of around 10m<sup>2</sup>** for setting up the «Photobooth d’Antan» to facilitate interaction with the subjects and/or the audience. Access to a water source is also required.



• **Neutral photo backdrops** are available for setting up the studio, but it is also possible to choose others, such as those specific to a theme. In the case of an outdoor event, the natural surroundings can also serve as the backdrop.



• The «Photobooth d’Antan» is also dependent on the **weather**. It cannot be set up outdoors in case of rain or extremely low temperatures (the chemicals used require a **minimum temperature of 20°C**).





# QUOTE / PRICING

## *Free quote*

The «Photobooth d'Antan» is based in Bordeaux but can travel anywhere in France and even abroad!

**Travel is included for any service within the Bordeaux Metropole area ; for locations beyond, travel expenses and possible accommodation will apply.**

Receive a **free personalized quote** by sending your request via email to **photobooth.antan@gmail.com**, including the following details:

- ***Date** of your event*
- *Type of event and location*
- *Location of the Photobooth at your event (indoor or outdoor)*
- ***Duration** of the event and/or desired service time if different*
- ***Number of photos** requested*
- *Any technical details (event theme, desired backdrop, any accessories, etc.)*

Discover the “Photobooth d'Antan” in images with this video created during the Bordeaux Vintage Fair :

<https://www.youtube.com/watch?v=PPIQkpxsV-w>



# Pricing

The photos are taken in 4x5» (10x13 cm) format. At public events, they are sold individually for €30. A **discounted rate** is applied based on the number of photos desired.

Number of photos	Price	Unit price	Workshop time	Digitization option	Album option
30	750€	25€	1h30-2h	+120€	+100€
50	1200€	24€	2h30-3h	+200€	+120€
80	1760€	22€	4h-4h30	+260€	+140€
100	2100€	21€	5h-5h30	+300€	+160€
120	2400€	20€	6h-6h30	+360€	+180€

These prices are for reference only and do not include any potential travel or accommodation fees. Feel free to contact us to receive a complete, free, and personalized quote.



- The indicated **workshop times** do not include the setup and packing up of the «Photobooth d'Antan.»



- For each service, depending on the chosen package, **we offer additional photos** in 5x7» (13x18 cm) and/or 8x10» (20x25 cm) formats.

These can be used for beautiful **group photos**, for example, or for capturing the couple at a wedding.



- If the time allotted for taking the photos is a bit tight, it is perfectly possible to **take all the photographs in succession** and develop them together.

For example, at a wedding, we can take the photos during the cocktail hour and then develop them while the guests are seated for dinner. This way, everyone can receive their photo later in the evening.



- We also offer a **photo digitization option** : once the prints are dry and before being handed to the guests, we can scan them in just a few seconds. This way, you keep a **digital copy of all the photos** !



- From the digitized files, it is also possible to order **reprints, enlargements, or even a photo album** at a later time !

# ABOUT

Pierre Martial is a young **artisan photographer** based in Bordeaux since 2017.

Originally from Dordogne, he discovered Bordeaux in 2010, where he pursued studies in Physics-Chemistry and then Cinema. After earning his degrees, he embarked on the great photographic adventure.



With a strong **technical and artistic** background, his photographic practice quickly shifted toward **analog and alternative processes**. His nostalgia for a certain era and his scientific curiosity led him to explore various historical techniques, such as cyanotype, redscale photography, and wet collodion.

Today, Pierre Martial creates **analog portraits** by appointment in his Bordeaux studio, and also offers the «Photobooth d'Antan» experience. You can find him at various public events throughout the year, all across France.



Pierre MARTIAL [martialpierre.com/photoboothdantan](http://martialpierre.com/photoboothdantan)  
06.89.61.43.17  @pierre\_martial\_  
[photobooth.antan@gmail.com](mailto:photobooth.antan@gmail.com)  @photoboothdantan

# EXAMPLES







*Actual size 4x5" (10x13cm)*



*Actual size 5x7" (13x18cm)*



*Actual size 8x10" (20x25cm)*